

Through-feed Drilling Machine with Servo Driven NDC402



Highlights

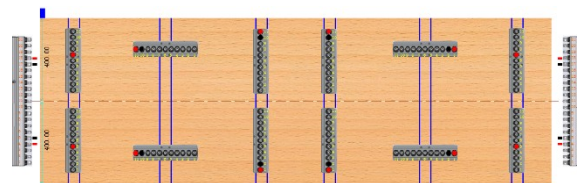
Enough drilling rows 4 vertical rows on bottom, 2 horizontal rows on side enable to finish 3 side drilling in one cycle;

Feeding fast: 3 section feeding belt with waiting area for least waiting time max. speed of belt is 80m/mim, Max 22pcs/min

Adjusting fast: Vertical drilling row movement and rear positioning control by servo motors, auto positioning, reducing the time of adjusting, save time and labor. 9pcs servo motors in total.

Fast drilling block changing time: quick change and release design, 5s to change block

Intelligent PC control: support MPR,DXF,MPR format to link with commen furniture design software or MES, can scan the label to read drilling info. Machine is standard with drawing function, generate rows and drills position based on the drawing automatically, and move without too much setting up work.



Details


1. Machine body

- High tensile strength steel structure is welded with strong rectangular steel tubes, then through processing of advanced CNC machine for metal work, hence enhance the stability and strength, reduce the vibration in the process; Machine net weight up to 5200kg;
- Some casting parts used on the machine guarantees long service life without deforming.



2. Auto feed-in and feed-out

- 3 section feeding belt with waiting area for least waiting time to achieve continuously feed-in, max. speed of belt is 80m/min
 - Feed-in area
 - Working area
 - Feed-out area
- Synchronous feeding with powerful motor and high quality belt.




3. Top presser

- 6*2 pcs top pressers, the height adjusts automatically and waits in proper height based on different panel thickness reduce downward time.



4. Precise positioning on working area

- Rear positioning by **servo motor and ball screw** assures the panel stop at right position for max drilling precision and positioning speed. Much faster than manual positioning provides more efficiency.



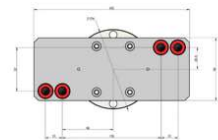

5. Drilling rows

- Two independent boring blocks in row, each can rotate within 90°; the minimum distance between each of two rows is 128mm, drill bits spacing is 32mm conform to international standard, suitable for most drilling requirement
- Two horizontal rows on both sides (21*2=42) and 6 rows on bottom (11*2*4=88) ,6 rows meet most production requirements.
- Boring block with specification of 1.5kw 2750rpm




6. Optional special drilling block

- Optional customized Drilling block to meet special drilling requirements, like hinge hole, and special hinge for American cabinets



7. Movement of drilling rows

- The movement of vertical rows and positioning are controlled by independent 0.75kw servo motors with IPC to instruct where rows are to be set without manual work; 7 servo motors in total.
- Drilling rows move smoothly along the long guiding rails of high quality, longer service life and higher stability, partly reducing the possible vibration in the process.



8. Quick release and fix

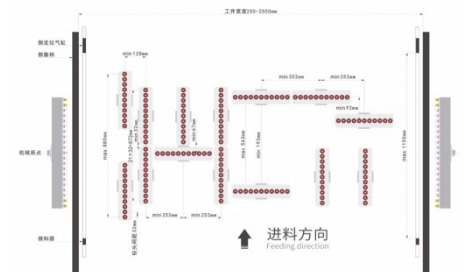
- Pneumatic locking device applied at vertical rows, for adjusting or changing of drilling block much faster and precise by just one button.

- Drilling blocks with this flexibility can make different boring hole pattern easy, fast and precise.



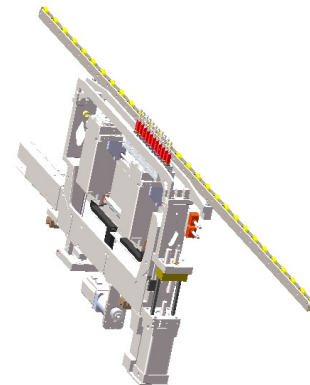
9. Drilling layout

- Max space of two horizontal drills: 640mm
- Max space of two vertical drills: 885mm
- Min space of two vertical drills: 128mm
- The height of working area: 940-970mm



10. Feeding assistant

- The feeding assistant support put in between supports large work pieces during the boring work prevent work piece from deforming that ensuring boring accuracy.



11. Drag chains

- High-quality drag chains in Germany brand on each rows protect electric wire and air tube of drilling rows during moving and keep electric wire and air tube in order.



12. Safety device

- Machine could stop at once while pulling the emergency line and E-STOP button, prevent any possible hurt on operator in the process.



13. E-stop and foot switch



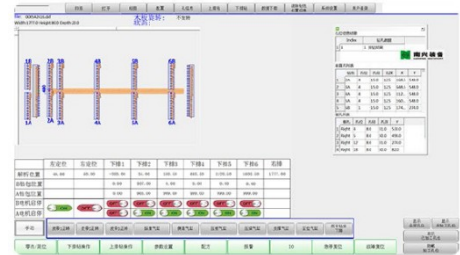
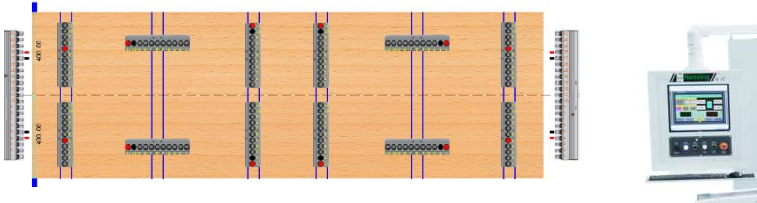
14. Control cabinet

- All electrical components are in CE
- Good wiring connection
- Wire mark of all wires is available at a glance



15. PC Control

- PC control, more user friendly and easy operation with visible operation interface, little training time. easy for remote assistance if any problem.
- Machine is standard with drawing function, generate rows and drills position based on the drawing automatically, and move without too much setting up work.



(Option: bar-code reader)

- Support MPR,DXF,MPR format to link with common furniture design software or MES, can scan the label to read drilling info.
- Data can be stored and extract from files for next processing.



Technical Data

Max panel width:	2550 mm
Min. panel width:	250 mm
Max. panel thickness	50mm
Lower drilling rows qty.	4
Horizontal drilling rows qty	2
Boring block power	1.5kw 2750rpm
Spacing of drills	32mm
Max. vertical drilling depth	50mm
Max. horizontal drilling depth	40mm
Servo motor qty	7
Servo motor power	0.75kw
Total power:	28kw
Power Supply :	415V / 50 Hz / 3PH
Approx. weight:	5,200 kg
Overall dimension:	5,540*3,660*1,950 mm

**Thanks for the attention!*

The company continuous to improve the product specifications and design details, the specifications are subject to change without notice. 210309