



Automatic Soft Forming Edge Banding Machine JC500

Reference Pictures

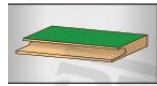


DETAILS

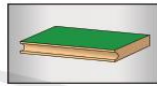
NO.	Item	Details
1	Machine Parameters	<ul style="list-style-type: none"> ➤ Voltage: 4150v / 50 hz / 3 phase ➤ Total Power: 55 KW ➤ Air Pressure: 0.6-0.8 Mpa ➤ Dust: ϕ 150 mm \times 3 pcs ➤ Feeding Speed: 9 m/min
2	Edge Banding Strip	<ul style="list-style-type: none"> ➤ Strip thickness: 0.52 - 0.75mm ➤ Strip Width: 35-75 mm ➤ Strip Material: PVC (matte surface instead of glossy surface)
3	Panel	<ul style="list-style-type: none"> ➤ Panel Thickness: 18 mm/22 mm/25 mm ➤ Panel size: \geq380*150 mm 

20 SHAPES

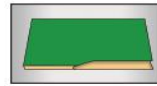
20 kinds of shapes can be done in one machine




J-type



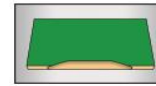
C-type




Front J shape



Rear J shape




Middle half J




Front semicircle




Rear semicircle




Middle semicircle



Large arc



Small arc



Rhombus
large size



Rhombus
small size



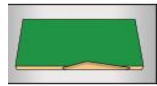
Diamond
large-size "left"



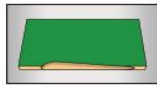
Diamond
large-sized "right"




Diamond
small size "left"



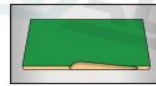
Diamond
small size "right"



Water droplet
large size "left"



Water droplet
large size "right"



Water droplet
small size "left"



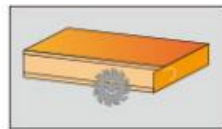
Water droplet
small size "right"

4

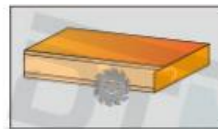
Edge Shapes

5

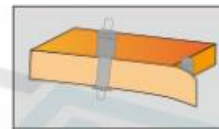
Working
Process



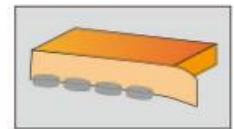
Straight
edge pre-milling




Form milling



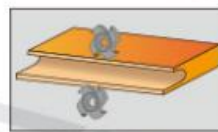
Gluing



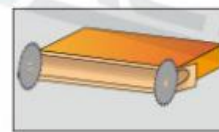
Facade bonding



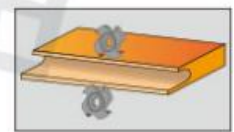
Forming bonding



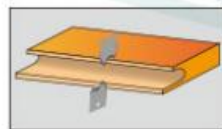
Rough trimming



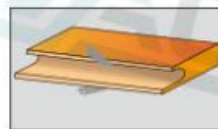
End cutting



Fine-trimming




Scraping




Flexible scraping



Polishing

<p>6</p>	<p>Precise mold</p>	<ul style="list-style-type: none"> ➤ Achieve accurate milling error $\cong 0.2\text{mm}$ 
<p>7</p>	<p>Conveyor</p>	<ul style="list-style-type: none"> ➤ Feeding Speed: 9 m/min ➤ Motor Power: 4KW ➤ Encoder meter counting, precise movement ➤ Automatic lifting and lowering of pressure beam

<p>8</p>	<p>Pre-milling</p>	<ul style="list-style-type: none"> ➤ 4 pcs diamond milling cutters ➤ 1,2 milling motor power: 2.2kw ➤ 3 milling motor power: 12kw ➤ 4 milling motor power: 7.5kw ➤ Servo motor power: 0.75kw*2 ➤ Lift motor power: 0.75kw ➤ The brush removes debris and preliminarily cleans the board.
<p>9</p>	<p>Glue</p>	<ul style="list-style-type: none"> ➤ Glue type: Eva glue ➤ Glue pot: 2600ml ➤ One-click glue removal for easy cleaning ➤ Three limits ensure stable running of the strips ➤ The centrifugal fan cools down the edge banding to ensure smooth tape feeding. 
<p>10</p>	<p>Pressing assembly</p>	<ul style="list-style-type: none"> ➤ 2 sets of facade pressing ➤ Bottom direct pressing and 2 sets of baking lights ➤ 14 components of pressing, step by step, air pressure can be adjusted individually ➤ 1 set of auxiliary pressing

11

EFFECT

