

NC Sliding Table Saw MJK1138F1



Description

MJK1138F1 makes sliding table saw cutting easier and precise. Up, down and tilting of main saw and scoring saw blades is controlled electrically by just pressing buttons. And rip fence enables to move to required position by inputting number in user-friendly touch screen which offers machine max operation convenience, also digital display on guiding board helps to read number easier and accurately.

Details

1. Machine frame

- The steel frame welded with heavy steel plates is made by top-top metal processing center. After heat treated and constructed, the steel frame is solid and stable that permits high capacity cutting.



2. Sliding table

- Easy running sliding table ensures the straight cut. It could be locked at any position along the rail and make it easy to cut as per intended dimension.



3. Single sided mitre fence

- Single sided mitre fence helps for precise cutting of mitres. It is easy to set and fixed on the sliding table.



4. Digital display of rip fence

- Cross-cut fence can easily move from the front to the back for different cutting requirements, it is very important for the precise cutting.
- Double rulers coupled with digital display help operator to read max. 3.1m cutting length by requirement, then lock the handle position for cutting precisely.



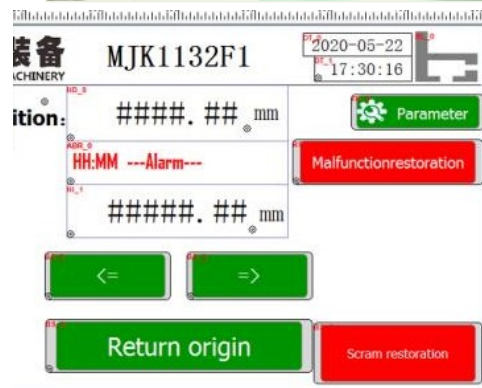
5. Servo movable rip fence

- Movement of rip fence is automatically by just inputting number in touch screen



6. Operation panel

- Rip fence enables to move to required position by inputting number in user-friendly touch screen which offers machine max operation convenience



7. Electrically control

- Up, down and tilting of main saw and scoring saw blades is controlled electrically by just pressing buttons




8. Powerful saw motor

- Powerful motors to ensure excellent cutting performance;
- Main saw blade rotating speed can be easily switched over between 5200 and 3800 rpm.




9. Strong working table

- Extended working table with high rigidity and stiffness, that means longer service life and stable cutting.



10. Push stick

- The push stick is important safety tools for cutting narrow work pieces. The push stick is used for cutting work pieces within the danger zone of the saw blade (<120 mm). The push stick must be used for cutting narrow work pieces (<30 mm).



11. Europe Dust collection

- Big Europe dust collection prevents scrap and dust efficiently, provides good processing condition.



12. Tool holder

- Tools holder on the machine provides maximum convenience to change saw blade or other applications.



13. Lubrication

- Lubrication for keeping machine components running smoothly, easy to operate.



14. Control cabinet

- Compact and simple structure, save space.
- All electric components adopted famous brand for higher quality and stability.



Technical Data

Max. cutting length	3700 mm
Max. cutting thickness	0°:100 mm; 45°:70mm
Main saw	Power: 5.5kw Rotating speed: 3800/5200rpm Saw blade diameter: (φ300-φ350) *φ30mm
Scoring saw	Power: 1.1kw Rotating speed: 9000rpm Saw blade diameter: φ120*φ22mm
Dust collector	φ120mm
Saw blade angle	0-45°
Power supply:	415 V; 50 Hz
Air pressure required:	0.7 MPa
Total power:	6.6 kW
Approx. weight:	1100 kg
Overall dimension:	3,300*3,430*1,670 mm

**Thanks for the attention!*

The company continuous to improve the product specifications and design details, the specifications are shown here subject to change without notice. 200401