



LD Series Two - Stage Direct Drive Reciprocating Air Compressors

ELGi
Always Better.

UPTIME[™]
ASSURANCE



CIN: L29120TZ1960PLC000351

www.elgi.com

3 - 15 HP / 2.2 - 11 kW

Fitting all your needs



Safety and
ASME c

Premium Features*



Maximum ambient
50°C/122°F



7% - more
flow



Low noise level
70 - 75 dB(A)



9% lesser
footprint



60% less oil
change cost




25% reduced
service cost

*Avg. values across models
Values in comparison with conventional belt drive models

The Direct Drive Advantage



Low operational speed
using **high efficient**
IE2 6 pole motor



Common cooling fan for
energy efficiency and
power saving



**Unique integrated
drive** with compact top
block design



Simplex

Reliable as ever



Capacity ensured with designed receiver tank



Assured longer life with cast iron and forged steel components



Starter and pressure switch of proven reliability over time



Maintenance free Stainless steel valve plates



Optimized design of piston and rings for longer life



Larger Aluminium inter & after coolers aiding 44% more heat transfer area



Provision to run top block independently based on varied air demand - **Demand based utilization**



Duplex

AN EXQUISITE PRODUCT OFFERING

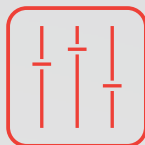
FROM THE PISTON COMPRESSOR RANGE OF ELGi

TS 10 HP and TS 15 HP **Duplex Controller Version**

with Proven Neuron XT Controller Adapted for
Reciprocating Compressors



Compressor Modes



SINGLE CONTROL MODE

Choose to run only one top block / half the capacity



ENERGY OPTIMIZATION MODE

For varying demand, auto configures to half or full load utilisation



LOAD SHARING MODE

Use the machine at its full capacity


Alternating Function

Uniform load sharing for optimized maintenance - lead and lag swap at predefined intervals



Start Delay

Aids in reducing starting load reducing starting load – Avoids peak starting current with delay in start between compressors



ELGi Compressor Assistant



Reliability Upgraded

- Motor protection with restriction in number of motor starts in an hour
- Total system protection - Compressor trips when operating pressure exceeds



More Intelligent

- Auto restart after power resumes
- Alerts for part level maintenance schedule



Fault Detection System

Detects fault on

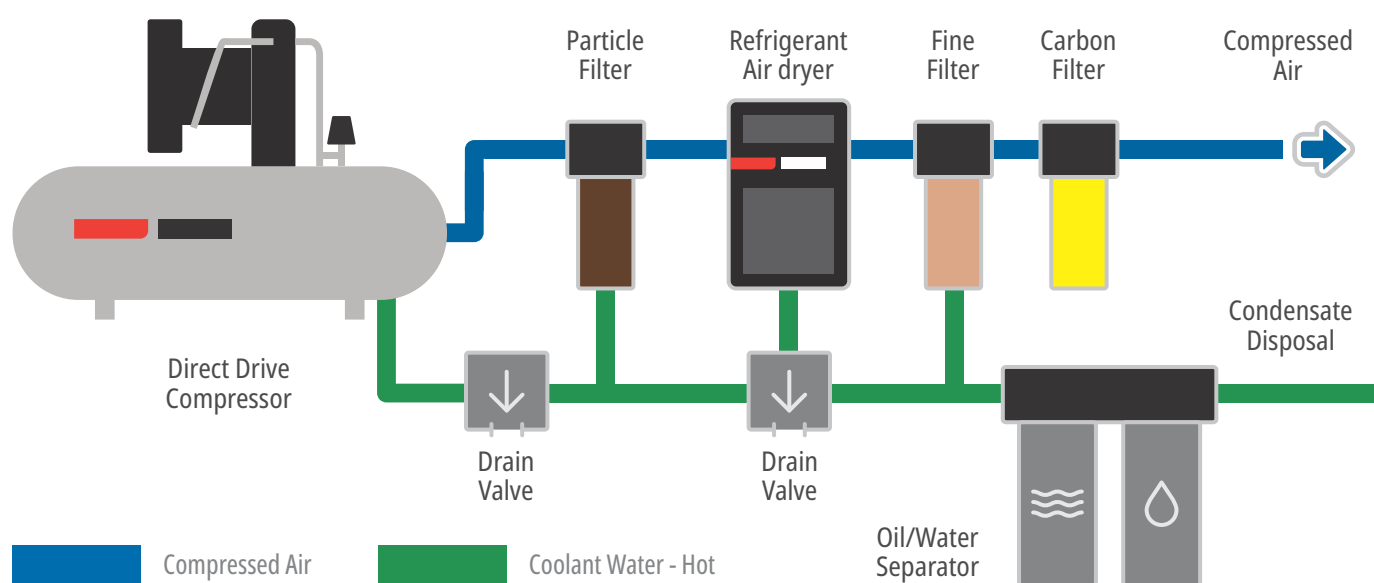
- Phase reversal
- Motor overload
- Pressure sensor probe failure
- Emergency switch fault alert

Technical Specification

Model	Power		Comp. speed	Maximum Working Pressure		Free air delivery		Dimensions in mm			Weight	Air receiver
	HP	kW	rpm	bar (g)	psi (g)	lpm	cfm	length	breadth	height	kg	litre
TS 03 LD	3.0	2.2	950	12	175	261	9.2	1310	570	1020	160	160
TS 05 LD	5.0	3.7	960	12	175	439	15.5	1590	595	1045	190	220
TS 07 LD	7.5	5.6	960	12	175	680	24	1640	635	1110	255	220
TS 10 LD*	10.0	7.5	960	12	175	906	32	1915	635	1175	400	500
TS 15 LD*	15.0	11	960	12	175	1359	48	1911	782	1183	510	500

- Free air delivery measured in accordance with IS 5456 at a rated pressure of 10 kg/cm²
- Due to continuous engineering improvement, technical specifications are subject to change without prior notice.
- *Only available as duplex (10HP - 2 x 5HP and 15HP - 2 x 7.5HP) available in both manual and controller versions.

Typical Compressed air supply system



Genuine Spares

For enhancing performance and productivity



ELGi Airmate Accessories



EZL
Drain



Refrigeration
Air Dryer



Moisture
Separator



AF
Filter



Air
Receiver

**Superior Sales and Service Support with
our Largest Dealer Network**

100+

Locations with service
network in India

600+

Own and dealer service
personnel in India





ELGI EQUIPMENTS LIMITED

CORPORATE OFFICE: Trichy Road, Singanallur, Coimbatore - 641005.

T: +91-422-2589555, E: enquiry@elgi.com, W: www.elgi.com

Toll-free no: **1800-425-3544** | **1800-203-3544**

(applicable only for India)

Distributed by

